

For use with Fire Department angle hose valve

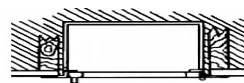
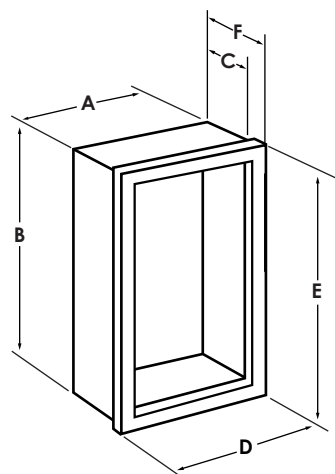
Cabinets will accommodate a 1-1/2" or 2-1/2" Fire Department angle hose valve with cap and chain.

Standard Equipment

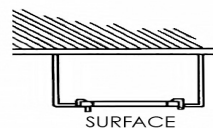
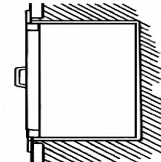
- Heavy gauge steel construction tub, door and trim
- Steel, white or red epoxy powder coated or oven enamelled paint
- Stainless steel option
- Continuous steel piano hinge
- Keyed cylinder lock option
- Complete metal door, no window

CAT#	DESCRIPTION
AR-170-ST-W	Cabinet for 2 1/2" angle valve, steel, white, surface
AR-170-ST-R	Cabinet for 2 1/2" angle valve, steel, red, surface
AR-170-SS	Cabinet for 2 1/2" angle valve, stainless steel, surface
AR-171-ST-W	Cabinet for 2 1/2" angle valve, steel, white, recessed
AR-171-ST-R	Cabinet for single fire extinguisher, steel, red, recessed
AR-171-SS	Cabinet for single fire extinguisher, stainless steel, recessed
AR-171S-ST-W	Cabinet for 2 1/2" angle valve, steel, white, semi-recessed
AR-171S-ST-R	Cabinet for single fire extinguisher, steel, red, semi-recessed
AR-171S-SS	Cabinet for single fire extinguisher, stainless steel, semi-recessed


MODEL	VALVE CAP	INSIDE BOX DIMENSIONS			OVERALL OUTSIDE DIMENSION		
		A	B	C	D	E	F
AR-170 SURFACE	1-1/2" OR 2-1/2"	55.5cm	55.5cm	19.5cm	56cm	56cm	21.5cm
AR-171 RECESSED		55.5cm	55.5cm	19.5cm	61cm	61cm	21.5cm
AR-171S SEMI-RECESSED		55.5cm	55.5cm	19.5cm	61cm	61cm	Customized



RECESSED
FLAT TRIM



SURFACE



REV. ABR 2021